



**ALL  
WEATHER  
GYM**

**OUTDOOR  
FITNESS  
EQUIPMENT  
CATALOGUE  
2025**

**BUILT BY STRENGTH  
PROVEN BY NATURE**

[allweathergym.com](http://allweathergym.com)



## **OUTDOOR FITNESS EQUIPMENT THAT LASTS FOR EVERY SEASON**

All Weather Gym delivers tough, weather-resistant fitness solutions that require little upkeep. From corporate wellness programs to public parks, our equipment is built to support strength training, conditioning, and rehabilitation, ensuring your business stays active in all environments.



# BUILT TO ENDURE

**All Weather Gym** is born where heat, humidity, and heavy rain test the limits of endurance. Our outdoor fitness equipment is designed to thrive in these challenging conditions, delivering performance and durability year-round. From bustling city parks to serene coastal areas, we transform outdoor spaces into fitness destinations where communities can connect, stay active, and thrive. Combining resilience with sleek design, All Weather Gym redefines outdoor fitness for those who embrace movement, no matter the weather.



# WHY WE'RE DIFFERENT



## WEATHER-PROOF INNOVATION

Every piece of equipment is crafted with advanced materials and tested to endure the toughest conditions. We don't settle for good enough we aim for unbreakable.



## BUILT FOR REAL LIFE

Whether you're installing in a city park, a schoolyard, or a remote trail, our designs seamlessly integrate into any landscape, transforming spaces into dynamic fitness hubs.



## SUSTAINABLE STRENGTH

Our commitment extends beyond durability. We use eco-friendly processes to create products that last while minimizing environmental impact.



· OUR PROJECTS

# BON LAY GLADES

---

LOCATION: **BOON LAY GLADES, JURONG WEST, SINGAPORE**

---

PROJECT TYPE: **PUBLIC HOUSING (BTO)**

---

The outdoor gym at Boon Lay Glades brings fitness and nature together, offering residents weather-resistant equipment and inclusive designs. This vibrant space promotes an active lifestyle while enhancing the community's connection to the outdoors.





· OUR PROJECTS

# WOODLANDS CHAMPIONS GREEN PLAYGROUNDS

LOCATION: CHAMPIONS GREEN BTO, WOODLANDS, SINGAPORE

PROJECT TYPE: PUBLIC HOUSING (BTO)

At Woodlands Champions Green BTO, fitness and imagination come together in a one-of-a-kind environment designed to inspire movement, creativity, and connection. Conceptualized by landscape architect Swanli, the precinct celebrates Singapore's sporting spirit—bringing bold, vibrant design into everyday community life.





· OUR PROJECTS

# TAMPINES GREEN FOLIAGE

LOCATION: TAMPINES GREEN FOLIAGE, SINGAPORE

PROJECT TYPE: PUBLIC HOUSING (BTO)


At Woodlands Champions Green BTO, fitness and imagination come together in a one-of-a-kind environment designed to inspire movement, creativity, and connection. Conceptualized by landscape architect Swanli, the precinct celebrates Singapore's sporting spirit—bringing bold, vibrant design into everyday community life.







# OUR FITNESS EQUIPMENT





OUR FITNESS EQUIPMENT

# ZEUX





Similar to the HercX Fit System, each ZeuX Fit System comprises of a quad-station that lets users target different muscle groups of their bodies. But what makes it unique is its integration of hydraulic components! This means that users can adjust the difficulty of their workouts, making the equipment accessible to users of different ages and abilities.



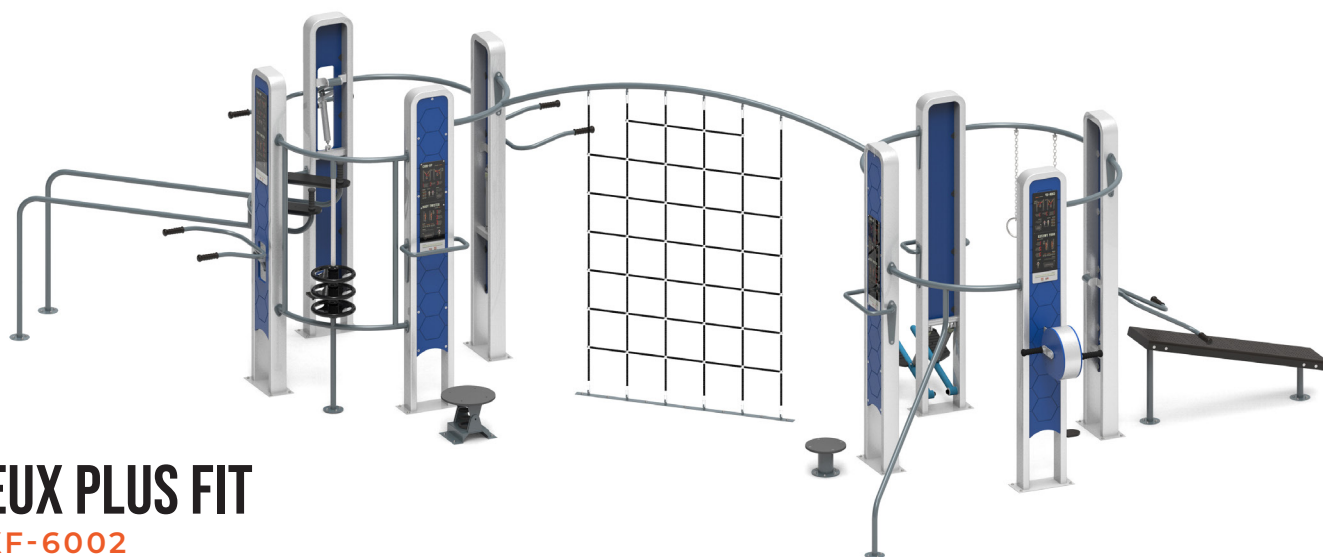
## ZEUX FIT

ZXF-6001

🏃 Cardio 🏋️ Strength

4.9m x 2.7m

Min. Clearance Zone:  
7.5m x 6.2m



## ZEUX PLUS FIT

ZXF-6002

🏃 Cardio 🏋️ Strength

9.5m X 4m

Min. Clearance Zone:  
12.5m X 7m

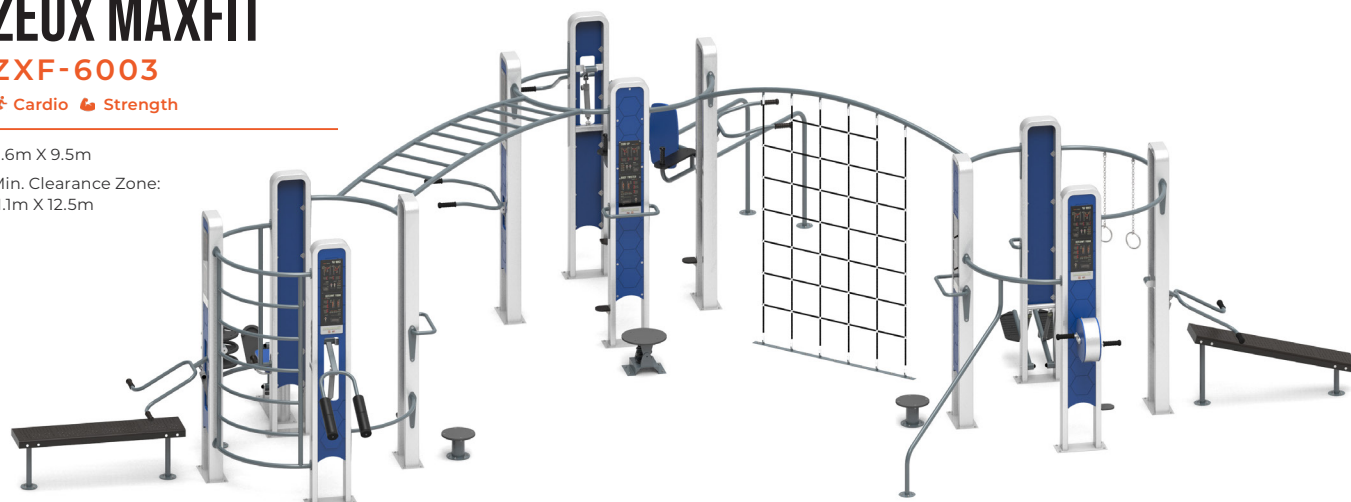
## ZEUX MAXFIT

ZXF-6003

🏃 Cardio 🏋️ Strength

8.6m X 9.5m

Min. Clearance Zone:  
11.1m X 12.5m





## ZEUX ULTIFIT

**ZXF-6004**

🏃 Cardio 🏋️ Strength

8.6m X 9.5m

Min. Clearance Zone:  
11.1m X 12.5m

OUR FITNESS EQUIPMENT

# HERCX





Similar to the HercX Fit System, each ZeuX Fit System comprises of a quad-station that lets users target different muscle groups of their bodies. But what makes it unique is its integration of hydraulic components! This means that users can adjust the difficulty of their workouts, making the equipment accessible to users of different ages and abilities.




# HERCX MAX FIT

ZXF-6002

🏃 Cardio 🏋️ Strength

9.5m X 4m

Min. Clearance Zone:  
12.5m X 7m



## HERCX FIT

ZXF-6001

🏃 Cardio 🏋️ Strength

4.9m x 2.7m

Min. Clearance Zone:  
7.5m x 6.2m

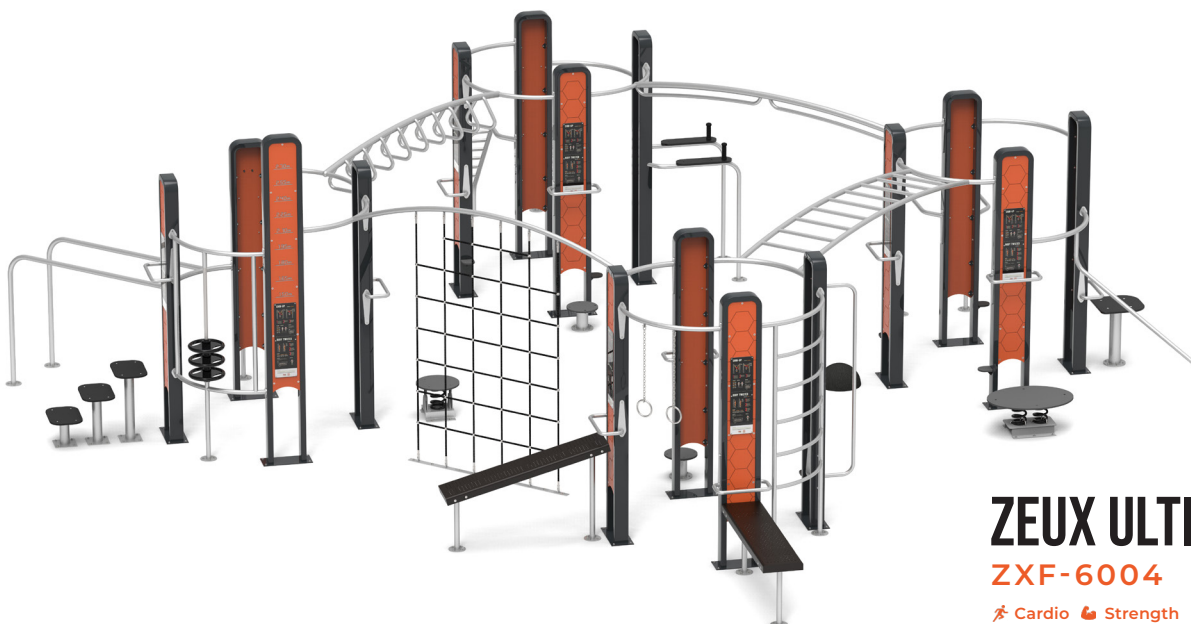
## HERCX PLUS FIT

ZXF-6003

🏃 Cardio 🏋️ Strength

8.6m X 9.5m

Min. Clearance Zone:  
11.1m X 12.5m



## ZEUX ULTIFIT

ZXF-6004

🏃 Cardio 🏋️ Strength

8.6m X 9.5m

Min. Clearance Zone:  
11.1m X 12.5m

· OUR FITNESS EQUIPMENT

# NEPTUNX





Where form meets function, you'll find NeptunX Series. Each station is precision-engineered to follow the body's natural posture, delivering silky-smooth movement that protects joints while maximizing muscle activation. The clean, modern lines aren't just eye-catching; they're a design language that invites every passer-by to step up, move fluidly, and train in comfort. Equal parts performance machine and public sculpture, NeptunX elevates any outdoor space into a destination for both fitness and aesthetics.



### SHOULDER PRESS

NXF-6001

🔥 Strength



### UPPER PUSH

NXF-6004

🔥 Strength



### POWER PUSH

NXF-6003

🔥 Strength



### BENCH PRESS

NXF-6002

🔥 Strength



### SIT UP

NXF-6011

🔥 Strength



### ROWER

NXF-6006

🏃 Cardio 🔥 Strength



### LEG PUSH

NXF-6015

🏃 Cardio 🔥 Strength



### RECUMBENT CYCLER

NXF-6012

🏃 Cardio 🔥 Strength



**SQUATS**  
NXF-6007  
Strength



**STEPPER**  
NXF-6011  
Strength



**TRICEPS**  
NXF-6002  
Strength



**MUSCLE WARM-UP**  
NXF-6011  
Mobility



**BENCH PRESS**  
NXF-6002  
Strength



**STRETCHING STATION**  
NXF-6011  
Mobility

· OUR FITNESS EQUIPMENT

# MULTI GENERATION FITNESS





Where form meets function, you'll find NeptunX Series. Each station is precision-engineered to follow the body's natural posture, delivering silky-smooth movement that protects joints while maximizing muscle activation. The clean, modern lines aren't just eye-catching; they're a design language that invites every passer-by to step up, move fluidly, and train in comfort. Equal parts performance machine and public sculpture, NeptunX elevates any outdoor space into a destination for both fitness and aesthetics.



**PULL-DOWN CHALLENGER**

UPE-6263

💪 Strength



**WAIST TRAINER**

UPE-6267

👤 Mobility



**SWING WALKER**

UPE-6266

🏃 Cardio



### STRIDER

UPE-6246

🏃 Cardio



### BODY TWISTER

UPE-6255


🦿 Mobility



### SHOULDER TWIST WHEEL

UPE-6265

🦿 Mobility



### MUSCLE WARM-UP

UPE-6259

🦿 Mobility



### DIPPING BAR

UPE-6260

💪 Strength



### CHIN UP (SET OF 2)

UPE-6256

💪 Strength



### UPRIGHT CYCLER

UPE-6261A

🏃 Cardio



### RECUMBENT CYCLER

UPE-6261B

🏃 Cardio




### ARM CYCLER

UPE-6261C

🏃 Cardio

# DUAL STATIONS



**MUSCLE WARM UP +  
WAIST TRAINER**

UPE-6278

🦵 Mobility



**SWING WALKER +  
BODY TWISTER**

UPE-6285

🦵 Mobility 🏃 Cardio



**SWING WALKER +  
SHOULDER TWIST WHEEL**

UPE-6286

🦵 Mobility 🏃 Cardio



**CROSS TRAINER + RECUMBENT CYCLER**

UPE-6274

🏃 Cardio



**RECUMBENT CYCLER + INCLINED SIT UP**

UPE-6280

🏃 Cardio 💪 Strength



**INCLINED SIT UP + PULL DOWN CHALLENGER**

UPE-6272

💪 Strength



**POWER PUSH + WAIST TRAINER**

UPE-6284

💪 Strength

# TRIPLE STATIONS



## SHOULDER TWIST WHEEL + PULL DOWN CHALLENGER + SWING WALKER

UPE-6293

🦵 Mobility 🏃 Cardio 💪 Strength



## MUSCLE WARM UP + POWER PADDLE + WAIST TRAINER

UPE-6295

🦵 Mobility 🏃 Cardio



## PARALLEL BARS + BODY TWISTER + CROSS TRAINER

UPE-6293

🦵 Mobility 🏃 Cardio 💪 Strength



# WHEELCHAIR SERIES



## DUAL ARM CYCLER

UPE-6317

🏃 Cardio



## DUAL MUSCLE WARM-UP

UPE-6318

🦿 Mobility



## DUAL PULL-DOWN CHALLENGER

UPE-6319


💪 Strength



## DUAL POWER PUSH

UPE-6320

💪 Strength



## PNF, HAND CYCLER & WOBBLE BOARD

UPE-6321

🦿 Mobility 🏃 Cardio 💪 Strength



## SHOULDER PRESS, LEG CYCLER & PULL DOWN

UPE-6322

🏃 Cardio 💪 Strength



**DISCLAIMER**

THIS FITNESS CENTER IS FOR PERSONS 18 YEARS OLD AND ABOVE

Each equipment is designed for one user at a time. Please keep your body and clothing free and clear of all moving parts.

Please exercise with care. If necessary, consult a doctor before using the equipment. The manufacturer is not responsible for any injury or damage caused by the use of this equipment.

Prohibited actions: No running, No jumping, No climbing, No leaning.





· OUR FITNESS EQUIPMENT

# ADULT FITNESS EQUIPMENT






Where form meets function, you'll find NeptunX Series. Each station is precision-engineered to follow the body's natural posture, delivering silky-smooth movement that protects joints while maximizing muscle activation. The clean, modern lines aren't just eye-catching; they're a design language that invites every passer-by to step up, move fluidly, and train in comfort. Equal parts performance machine and public sculpture, NeptunX elevates any outdoor space into a destination for both fitness and aesthetics.



### CHIN UP (SET OF 1)

UPE-5298


🔥 Strength



### CHIN UP (SET OF 2)

UPE-5298

🔥 Strength



### CHIN UP (SET OF 3)

UPE-5298


🔥 Strength



### BALANCE BEAM

UPE-5297

🦵 Mobility



### LOG JUMP

UPE-5300

🏃 Cardio



### AGILITY STATION

UPE-5318


🦵 Mobility 🏃 Cardio



### STEP UP

UPE-5313


🏃 Cardio 🔥 Strength



### PUSH UP (SET OF 2)

UPE-5301

👉 Strength



### PUSH UP (SET OF 3)

UPE-5301

👉 Strength



### FLAT & INCLINED SIT UP

UPE-5302 & UPE-5306

👉 Strength



### SIT UP

UPE-5310

👉 Strength



### HORIZONTAL LADDER

UPE-5306

👉 Strength



### VERTICAL LADDER

UPE-5317

👉 Strength



### LOG LIFT

UPE-5311

👉 Strength



### PARALLEL BARS

UPE-5308

👉 Strength

